

Soft Flex®

Beading Wire Color Chart



Available in .019" only unless noted.



Available in .014", .019" & .024".



Available in .014", .019" & .024".



Available in .010", .014" & .019" unless noted.

Soft Flex® Wire

White Quartz (.014" & .019")

Bone (.014" & .019")

Bronze Color (.014", .019" & .024")

Yellow Lemon Quartz

Citrine

Butterscotch Imperial Topaz

Red Jasper

Red Coral

Spinel

Garnet

Pink Rhodochrosite

Pink Tourmaline

Purple Amethyst

Tanzanite

Blue Topaz

Dark Blue Lapis

Turquoise

Chrysoprase

Fluorite

Peridot

Green Emerald

Black Onyx (.014", .019" & .024")

Satin Silver Color (.014", .019" & .024")

Metallics™ Wire

Copper Color

Antique Brass Color



Available in all diameters unless noted.

Soft Touch™ Wire

White (.010" only)

Black (.010" only)

Satin Silver Color

Extreme™ Wire

24k Gold Plated

925 Sterling Silver Plated

Champagne



Available in .014" & .019".

Pro Econoflex™ Wire

Gold Color

Silver Grey Color

Econoflex™ Wire

Midnight Black

Steel Blue

Autumn Brown

Spring Green

Plum

Cinnamon Red

Steel Grey

Snow White (.014" & .019" only)

Wire Diameter Chart

BRAND	DIAMETER	STRANDS	TEST STRENGTH	BASIC USAGE	CRIMP TO USE
Soft Touch™ Black, White and Satin Silver Color	.010" (.25mm) Very Fine	7	5 lbs.	Ideal for embellishing, weaving, crocheting and stringing very small beads.	1x1mm
Soft Flex® Soft Touch™ Metallics™ Extreme™ Pro Econoflex™	.014" (.36mm) Fine	21 21 21 19 49	10 lbs. 10 lbs. 10 lbs. 10 lbs. 21 lbs.	Ideal for soft materials, seed beads and fresh water pearls.	2x2mm
Soft Flex® Soft Touch™ Metallics™ Extreme™ Pro Econoflex™	.019" (.48mm) Medium	49 49 49 19 49	26 lbs. 26 lbs. 26 lbs. 15 lbs. 26 lbs.	Ideal all purpose wire. Great with glass, mineral and metal beads.	2x2mm
Soft Flex® Soft Touch™ Metallics™ Extreme™	.024" (.61mm) Heavy	49 49 49 19	40 lbs. 40 lbs. 40 lbs. 20 lbs.	Ideal for abrasive materials, large stones, lampwork and bracelets.	2x2mm or 2x3mm
Econoflex™	.010" (.25mm) .014" (.36mm) .019" (.48mm)	7 7 7	10 lbs. 15 lbs. 20 lbs.	Ideal for crafts. Beaded lampshades, beaded curtains and craft jewelry.	1x1mm 2x2mm 2x2mm

Use 1x1mm crimp tubes with Micro Crimping Pliers, 2x2mm and 2x3mm crimp tubes with Regular Crimping Pliers, 3x3mm crimp tubes with Mighty Crimping Pliers and 2x2mm crimp tubes with Magical Crimping Pliers.

Soft Flex.

Crimping with Micro, Regular or Mighty Crimping Pliers




Step 1

String a crimp tube and a clasp onto the wire. String the wire back through the crimp tube. Straighten the wires inside the crimp tube so that they lie side by side.




Step 2

Using the "crimper," gently compress the crimp tube, creating a divot.



Step 3

Using the "rounder," gently compress the crimp tube. Turn and repeat 3 times until it creates a round shape and equalizes the pressure. Cut off the excess wire at the base of the crimp.



Crimping with Magical Crimping Pliers




Step 1

String a crimp tube. If attaching a clasp or ear wire, make sure that the wires lay side by side.




Step 2

Place the crimp tube inside the groove of the Magical Crimping Pliers and squeeze.



Step 3

The pliers will pinch the four corners of the crimp tube and look like a square.



Step 4

Turn the crimp tube on its side in the Magical Crimping Pliers, making sure the top of the square is up and squeeze.



Step 5

Rotate and squeeze a few more times. The crimp should tighten down on the wire and look like a round bead.

Join **Soft Flex.** Company^{LLC}

LIVE ON FACEBOOK
with Sara Oehler

www.facebook.com/SoftFlexWire



Subscribe to our YouTube Channel for regular video tutorials!

www.youtube.com/c/SoftFlexCompany

